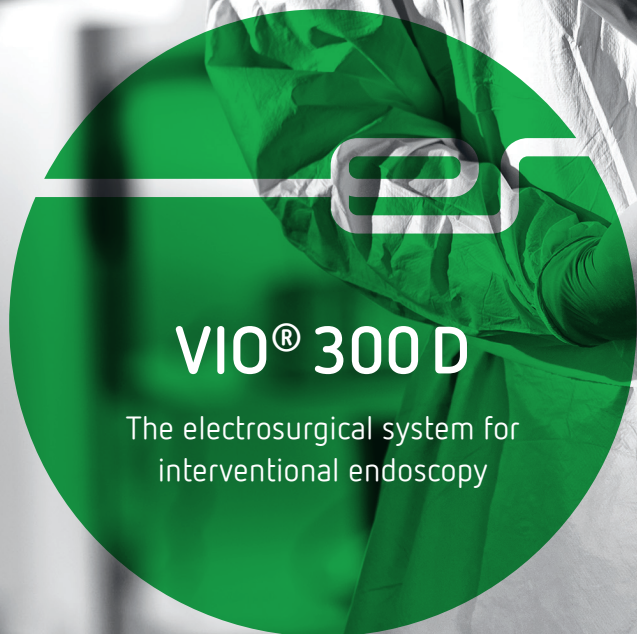


erbe
power your performance.



VIO® 300D
The electrosurgical system for
interventional endoscopy

VIO[®] 300 D: Premier electrosurgical generator for interventional endoscopy



With the VIO 300 D electrosurgical system, Erbe has set innovative standards aimed at providing optimal endoscopic patient outcomes. Advanced spark recognition technology and automatic dosing of power continue to make the VIO 300 D the preferred choice.

As a stand alone generator, the VIO 300 D is the foundation for endoscopic procedures and can be built upon to provide a modular system which supports the simplest to the most advanced interventions.

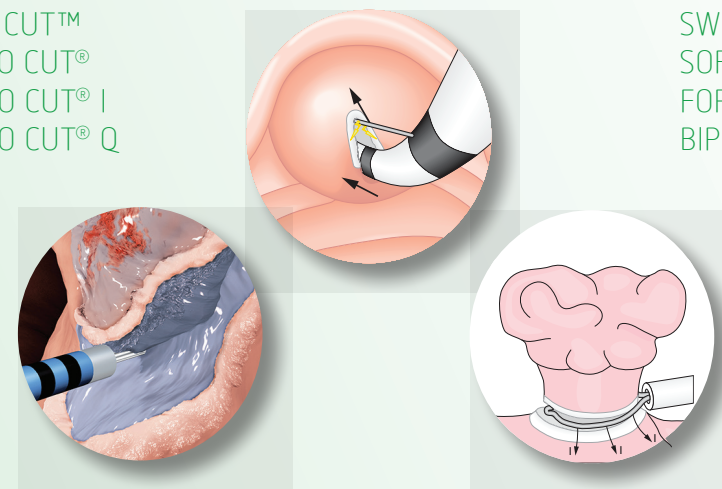
Customizable waveforms & modes for therapeutic intervention

CUT Cutting results are largely independent of the cutting speed, the shape of the electrode and the tissue type.

COAG Power adjustment as a result of voltage control for reproducible coagulation with optimally adjusted output.

DRY CUT[™]
AUTO CUT[®]
ENDO CUT[®] I
ENDO CUT[®] Q

SWIFT COAG[®]
SOFT COAG[®]
FORCED COAG[™]
BIPOLAR SOFT COAG[™]



User-friendly features offering convenience

PROPRIETARY VOLTAGE AND SPARK CONTROL

- ✔ **Constant Voltage Regulation with Power Dosing** automatically delivers lowest effective adjusted power output in all modes, including both CUT and COAG
 - Power Peak System[™], PPS, offers optimal support during the initial cutting stage, especially low contact impedance situations, allowing the electrode to start in contact with target tissue without cutting delay
- ✔ **Spark Recognition** automatically detects the formation of micro-electric arcs (sparks) for controlled and reproducible cuts, e.g. length and quality
 - Spark Regulation (micro-electric arcs) for reproducible, efficient cuts in tissue with high or extremely low impedance

Plug and Play

VIO's unique Plug and Play digital instrument recognition technology automatically configures the entire system to your individual needs and preprogrammed procedural parameters.

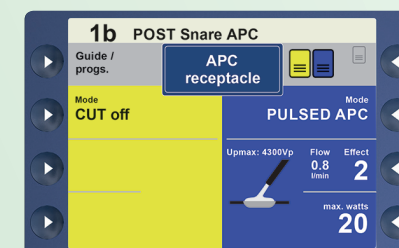
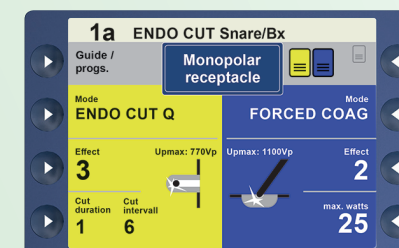
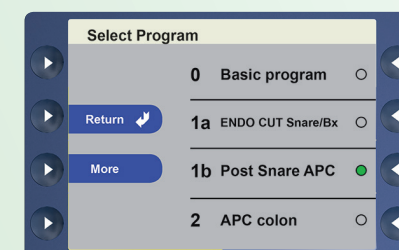
ReMode[®]

With the ReMode activation feature, Erbe has developed a "remote control" for even greater convenience. Using the VIO footswitch, you can alternate independently between preselected instruments and anatomy settings autonomously – without staff adjustments.

Full color user interface with unique viewing features

FocusView: reduces the visual information to the essentials, simplifying the operation of the unit.

PreView: graphic depiction of tissue effects with different parameters in real time, shown on the display prior to activation. A power meter displays real time power output during and throughout activation.



Technical data

Power output

| | |
|---------------------|---------------------|
| Maximum CUT output | 300 watt at 500 ohm |
| Safety system | NESSY |
| Frequency | 350 kHz |
| Maximum COAG output | up to 200 watt |

Power connection

| | |
|----------------------------------|-------------------|
| Rated Supply Voltage | 100 V - 120 V |
| Power frequency | 50 / 60 Hz |
| Power input during stand-by | 40 Watts |
| Power input during max RF output | 500 watt / 920 VA |
| Line Current | 8 A |

Dimensions and weight

| | |
|------------------------|----------------------|
| Width x Height x Depth | 16.1" x 6.5" x 15.0" |
| Weight | 20 lbs. 17 oz. |

Ambient conditions for operation of unit

| | |
|-------------------|----------------------------------|
| Temperature | +10°C to +40°C / +50°F to +104°F |
| Relative humidity | 15% - 80%, non-condensing |

Standards

| | |
|---|-----|
| Classification acc. to 93/42 EWG | IIb |
| Protection category acc. to EN 60 601-1 | I |
| Type acc. to EN 60 601-1 | CF |